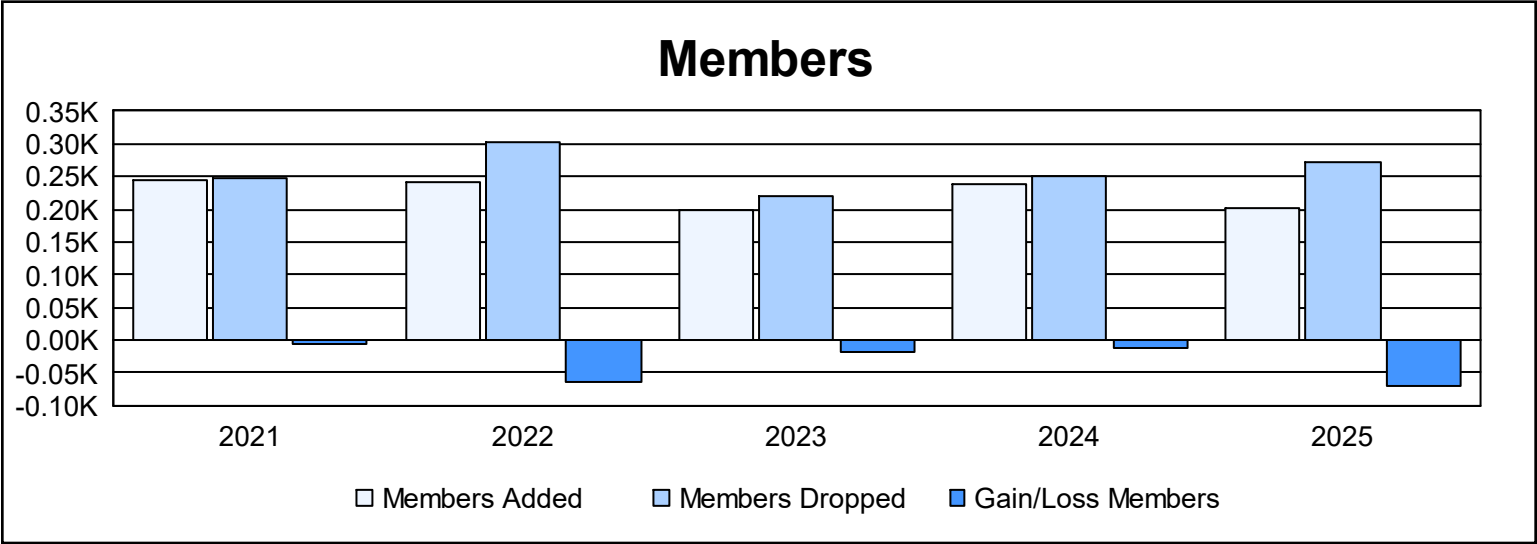
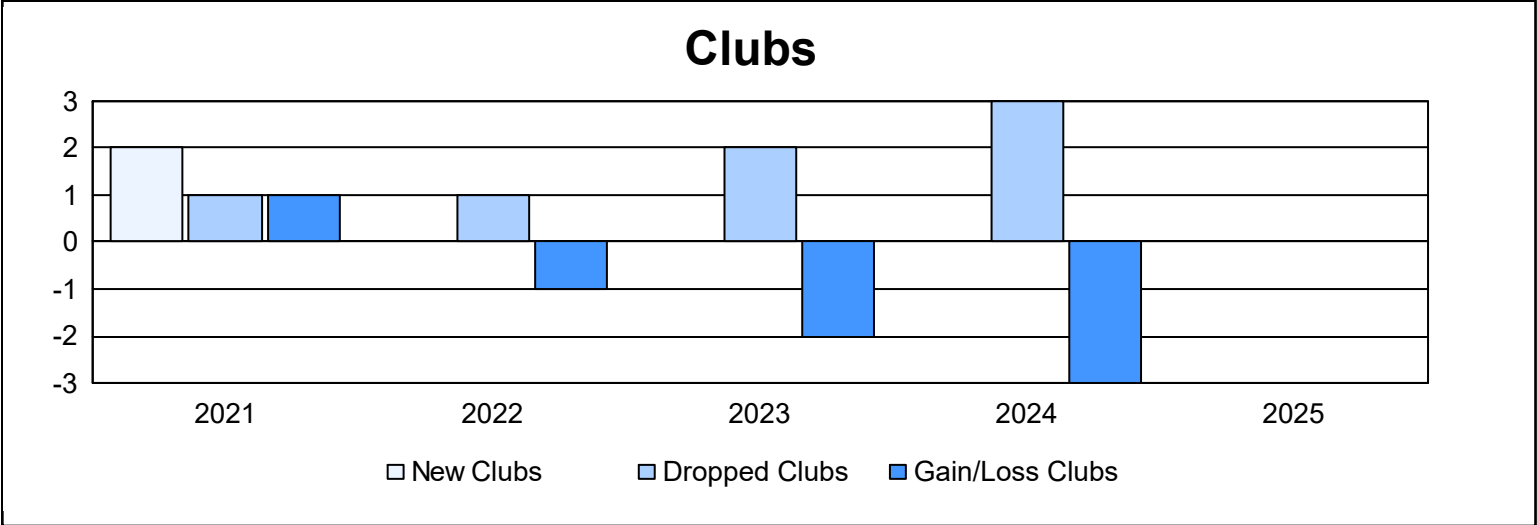
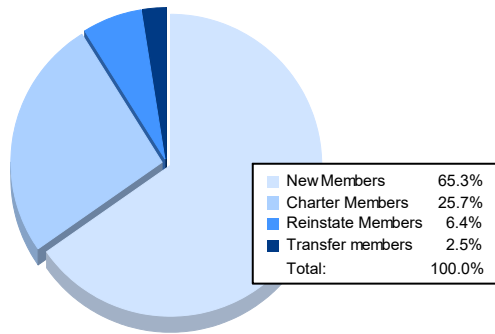


| Year | New Clubs | Dropped Clubs | Gain/ Loss Clubs | New Members | Charter Members | Reinstate Members | Transfer Members | Total Member Added | Total Members Dropped | Gain/ Loss Members |
|-----------|-----------|---------------|------------------|-------------|-----------------|-------------------|------------------|--------------------|-----------------------|--------------------|
| 2020-2021 | 2 | 1 | 1 | 113 | 115 | 12 | 3 | 243 | 249 | -6 |
| 2021-2022 | 0 | 1 | -1 | 222 | 3 | 8 | 7 | 240 | 304 | -64 |
| 2022-2023 | 0 | 2 | -2 | 179 | 2 | 6 | 13 | 200 | 219 | -19 |
| 2023-2024 | 0 | 3 | -3 | 213 | 2 | 10 | 14 | 239 | 250 | -11 |
| 2024-2025 | | | | 132 | 52 | 13 | 5 | 202 | 271 | -69 |
| Average | 1 | 2 | -1 | 172 | 35 | 10 | 8 | 225 | 259 | -34 |



Membership Composition June 2025 Cumulative



Gender Composition June 2025 Cumulative

